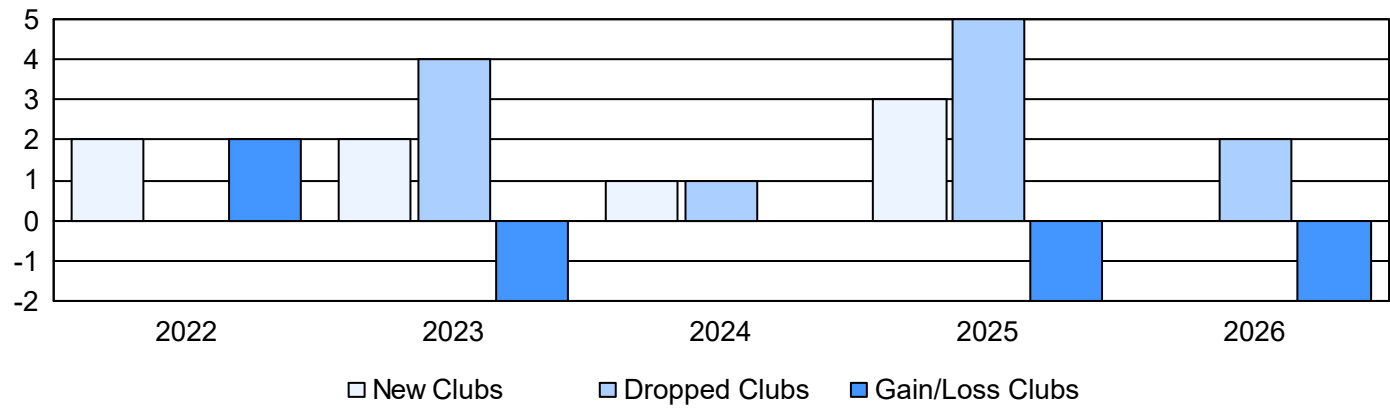
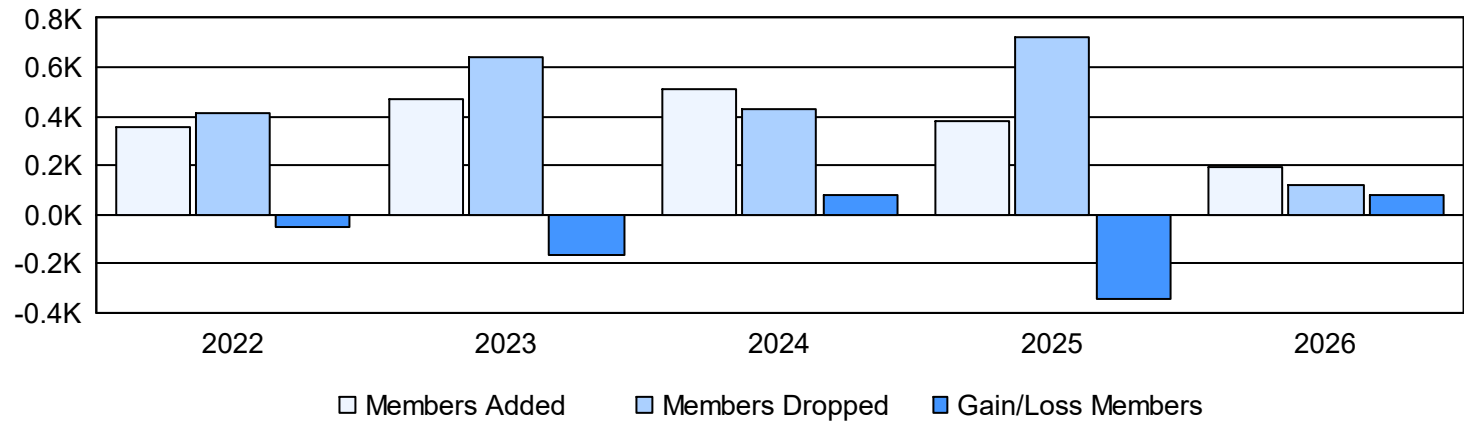


| Year      | New Clubs | Dropped Clubs | Gain/ Loss Clubs | New Members | Charter Members | Reinstate Members | Transfer Members | Total Member Added | Total Members Dropped | Gain/ Loss Members |
|-----------|-----------|---------------|------------------|-------------|-----------------|-------------------|------------------|--------------------|-----------------------|--------------------|
| 2021-2022 | 2         | 0             | 2                | 277         | 66              | 15                | 1                | 359                | 410                   | -51                |
| 2022-2023 | 2         | 4             | -2               | 403         | 52              | 16                | 2                | 473                | 642                   | -169               |
| 2023-2024 | 1         | 1             | 0                | 450         | 30              | 25                | 3                | 508                | 426                   | 82                 |
| 2024-2025 | 3         | 5             | -2               | 265         | 88              | 18                | 7                | 378                | 722                   | -344               |
| 2025-2026 | 0         | 2             | -2               | 183         | 4               | 7                 | 1                | 195                | 120                   | 75                 |
| Average   | 2         | 2             | -1               | 316         | 48              | 16                | 3                | 383                | 464                   | -81                |

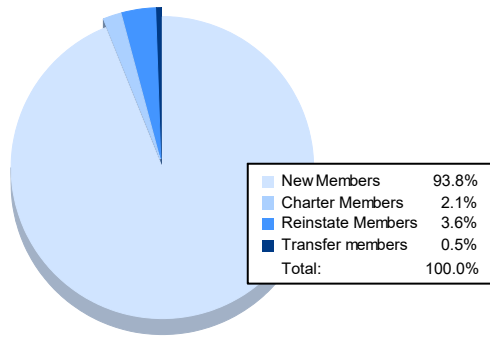
Clubs



Members



### Membership Composition October 2025 Cumulative



### Gender Composition October 2025 Cumulative

